

From:

Hibiscus Trade and Investment Ltd.
6th Floor, Tower 1, Nexteracom Building
Ebene Mauritius

Ardour Investment Holding Ltd.
Office No. 1142, 11th Floor, Al Maqam Tower,
Abu Dhabi Global Market, Al Maryah Islands, Abu
Dhabi, United Arab Emirates

Date: September 25, 2024

To:

National Stock Exchange of India Limited
Exchange Plaza, BKC, Bandra (East)
Mumbai – 400 051

BSE Limited
Floor 25, P J Towers, Dalal Street,
Mumbai – 400001

Adani Green Energy Limited (AGEL)
"Adani Corporate House",
Shantigram, Near Vaishno Devi Circle,
S.G. Highway, Khodiyar,
Ahmedabad-382421


Subject: Disclosure under Reg. 29(2) of SEBI (Substantial Acquisition of Shares and Takeovers) Regulations, 2011
Dear Sir,

Please find attached herewith disclosure under Reg. 29(2) of SEBI (Substantial Acquisition of Shares and Takeovers) Regulations, 2011 in relation to:

- (i) Market Purchase of 2,01,26,300 equity shares (1.27%) of AGEL by Hibiscus Trade and Investment Ltd. between 30th July, 2024 to 18th September, 2024.
- (ii) Market Purchase of 67,00,000 equity shares and Off-market purchase of 2,00,00,000 equity shares, aggregating to 2,67,00,000 equity shares (1.69%) of AGEL by Ardour Investment Holding Ltd. between 19th September, 2024 to 23rd September, 2024.

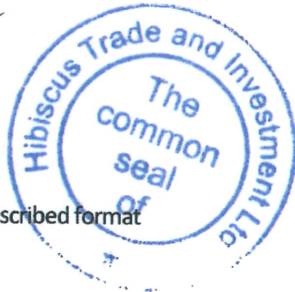
Kindly take the same on record.

Thanking You,
For Hibiscus Trade and Investment Ltd.




Authorised Signatory

Encl: Disclosure in the prescribed format



For Ardour Investment Holding Ltd



Authorised Signatory



Disclosure under Regulation 29(2) of SEBI (Substantial Acquisition of Shares and Takeovers) Regulations, 2011

Name of the Target Company (TC)	Adani Green Energy Limited ("AGEL")		
Name(s) of the acquirer/seller and Persons Acting in Concert (PAC) with the acquirer/seller	<p>(i) Hibiscus Trade and Investment Ltd. ("Acquirer 1"); and</p> <p>(ii) Ardour Investment Holding Ltd. (Acquirer 2); (hereinafter collectively the "Acquirers")</p> <p>Persons acting in concert: Other shareholders of AGEL belonging to its promoter and promoter group, namely: (i) Gautam S. Adani & Rajesh S. Adani (on behalf of S. B. Adani Family Trust) (ii) Gautam S. Adani; (iii) Rajesh S. Adani; (iv) Adani Trading Services LLP; (v) Rahi R. Adani; (vi) Vanshi R. Adani; (vii) Gelt bery Trade and Investment Ltd; (viii) Infinite Trade and Investment Ltd.; (ix) Spitze Trade and Investment Ltd.; and (x) Adani Tradeline Pvt. Ltd (collectively, the "PACs").</p>		
Whether the acquirer/seller belongs to Promoter/Promoter group	Yes		
Name(s) of the Stock Exchange(s) where the shares of TC are Listed	BSE Limited National Stock Exchange of India Limited		
Details of the acquisition / disposal as follows	Number	% w.r.t. total share/voting capital wherever applicable (*)	% w.r.t. total diluted share/voting capital of the TC (**)
Before the acquisition/sell under consideration, holding of Acquirers and PACs:	91,68,80,869	57.88%	55.66%
a) Shares carrying voting rights b) Shares in the nature of encumbrance	For details, please see Annexure 1 attached herewith.		

(pledge/ lien/non-disposal undertaking/ others)			
e) Voting rights (VR) otherwise than by equity shares			
d) Warrants/convertible securities/any other instrument that entitles the acquirer to receive shares carrying voting rights in the TC (specify holding in each category)	6,31,43,677	N.A.	3.83%
e) Total (a+b+c+d)	98,00,24,546	57.88%	59.50%
Details of acquisition/sell by the Acquirers/Seller			
a) Shares carrying voting rights acquired/sold	4,68,26,300	2.96%	2.84%
b) VRs acquired /sold otherwise than by shares	For details, please see Annexure 1 attached herewith.		
c) Warrants/convertible securities/any other instrument that entitles the acquirer to receive shares carrying voting rights in the TC (specify holding in each category) acquired/sold			
d) Shares encumbered / invoked/released by the acquirer.			
e) Total (a+b+c+/-d)	4,68,26,300	2.96%	2.84%
After the acquisition/sell, holding of Acquirers and PACs:			
a) Shares carrying voting rights	96,37,07,169	60.84%	58.51%
b) Shares encumbered with the acquirer	For details, please see Annexure 1 attached herewith.		
c) VRs otherwise than by equity shares			
	6,31,43,677	N.A.	3.83%

d) Warrants/convertible securities/any other instrument that entitles the acquirer to receive shares carrying voting rights in the TC (specify holding in each category) after acquisition			
e) Total (a+b+c+d)	102,68,50,846	60.84%	62.34%
Mode of acquisition/sale (e.g. open market / off-market / public issue / rights issue / preferential allotment / inter-se transfer etc.)	(i) Open Market by Acquirer 1; and (ii) Open Market and Off-market by Acquirer 2		
Date of acquisition/sale of shares / VR or date of receipt of intimation of allotment of shares, whichever is applicable	(i) Open Market acquisition by Acquirer 1 between 30 th July, 2024 to 18 th September, 2024; and (ii) 67,00,000 through Open Market and 2,00,00,000 through Off-market acquisition by Acquirer 2 between 19 th September, 2024 to 23 rd September, 2024		
Equity share capital / total voting capital of the TC before the said acquisition/sale	Equity Share Capital of TC, i.e. AGEL, before the said acquisition = Rs. 1584,03,24,780 (consisting of 158,40,32,478 equity shares of face value of Rs. 10 each)		
Equity share capital/ total voting capital of the TC after the said acquisition/sale	Equity Share Capital of TC, i.e. AGEL, after the said acquisition = Rs. 1584,03,24,780 (consisting of 158,40,32,478 equity shares of face value of Rs. 10 each)		
Total diluted share/voting capital of the TC after the said acquisition/sale	Diluted Equity Share Capital of TC, i.e. AGEL, after the said acquisition = Rs. 1647,17,61,550 (consisting of 164,71,76,155 equity shares of face value of Rs. 10 each)		

Note:

(*) Total share capital/ voting capital to be taken as per the latest filing done by the company to the Stock Exchange under Clause 35 of the listing Agreement.

(**) Diluted share/voting capital means the total number of shares in the TC assuming full conversion of the outstanding convertible securities/warrants into equity shares of the TC.

Notes:

- i. Acquirer 1 acquired 2,01,26,300 equity shares (1.27%) through market purchases between 30th July, 2024 to 18th September, 2024;
- ii. Acquirer 2 acquired 67,00,000 equity shares through market purchases and 2,00,00,000 equity shares acquired through off market aggregating to 2,67,00,000 equity shares (1.69%) between 19th September, 2024 to 23rd September, 2024.;
- iii. This disclosure is made by Acquirers pursuant to crossing of 2% limit on acquisition of shares on 23rd September, 2024.


For Hibiscus Trade and Investment Ltd.

For Ardour Investment Holding Ltd



Authorised Signatory

Date: 25th September 2024



Authorised Signatory

Date: 25th September 2024



Name of Target Company(TC): Adani Green Energy Limited (AGEL)

Sr. No.	Name of Acquirer/Seller	Before the acquisition/sell under consideration, holding of Acquirer / Seller and PAC:				Details of Acquisition / Sell				After the acquisition / sell under consideration, holding of Acquirer / Seller and PAC:			
		No. of shares carrying voting rights	No. of Warrants that entitles the Acquirer / Seller to receive shares carrying voting rights in the TC	% w.r.t total share / voting capital of the TC	% w.r.t diluted share / voting capital of the TC	No. of shares	No. of Warrants that entitles the Acquirer / Seller to receive shares carrying voting rights in the TC	% w.r.t total share / voting capital of the TC	% w.r.t diluted share / voting capital of the TC	No. of shares	No. of Warrants that entitles the Acquirer / Seller to receive shares carrying voting rights in the TC	% w.r.t total share / voting capital of the TC	% w.r.t diluted share / voting capital of the TC
1	Hibiscus Trade and Investment Ltd.	5,800,000	-	0.37	0.35	20,126,300	-	1.27	1.22	25,926,300	-	1.64	1.57
2	Ardour Investment Holding Ltd.	13,168,000	63,143,677	0.83	4.63	26,700,000	-	1.69	1.62	39,869,000	63,143,677	2.52	6.25
	Total (a)	18,968,000	63,143,677	1.20	4.99	46,826,300	-	2.96	2.84	65,795,300	63,143,677	4.15	7.83
Details of Shareholders who are PAC													
1	Shri Gautam S. Adani & Shri Rajesh S. Adani (on behalf of S. B. Adani Family Trust)	328,772,075	-	20.76	19.96	-	-	-	-	328,772,075	-	20.76	19.96
2	Gautam S. Adani	1	-	0.00	0.00	-	-	-	-	1	-	0.00	0.00
3	Rajesh S. Adani	1	-	0.00	0.00	-	-	-	-	1	-	0.00	0.00
4	Adani Trading Services LLP	474,335,779	-	29.94	28.80	-	-	-	-	474,335,779	-	29.94	28.80
5	Rahi R. Adani	100,000	-	0.01	0.01	-	-	-	-	100,000	-	0.01	0.01
6	Vanshi R. Adani	100,000	-	0.01	0.01	-	-	-	-	100,000	-	0.01	0.01
7	Infinite Trade and Investment Ltd.	8,536,913	-	0.54	0.52	-	-	-	-	8,536,913	-	0.54	0.52
8	Gelt bery Trade and Investment Ltd.	100	-	0.00	0.00	-	-	-	-	100	-	0.00	0.00
9	Spitze Trade and Investment Ltd.	81,127,000	-	5.12	4.93	-	-	-	-	81,127,000	-	5.12	4.93
10	Adani Tradeline Private Limited	4,940,000	-	0.31	0.30	-	-	-	-	4,940,000	-	0.31	0.30
	Total (b) - PAC	897,911,869	63,143,677	56.69	54.51	46,826,300	-	2.96	2.84	897,911,869	63,143,677	56.69	54.51
	Grand Total (a) + (b) (consisting of holding of Promoter and Promoter Group)	916,880,869	63,143,677	57.88	59.50	46,826,300	-	2.96	2.84	965,707,169	63,143,677	60.84	62.34

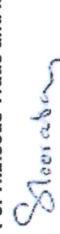
Notes:

1 Acquirer 1 acquired 2,01,26,300 equity shares (1.27%) through market purchases between 30th July, 2024 to 18th September, 2024

2 Acquirer 2 acquired 67,00,000 equity shares through market purchases and 2,00,00,000 equity shares acquired through off market aggregating to 2,67,00,000 equity shares (1.69%) between 19th September, 2024 to 23rd September, 2024.

3 This disclosure is made by Acquirers pursuant to crossing of 2% limit on acquisition of shares on 23rd September, 2024.

For Hibiscus Trade and Investment Ltd.



Authorised Signatory

For Ardour Investment Holding Ltd.



Authorised Signatory
